

DAN GRIGOR'S Christmas Tabs for the Electronic Rock Guitar Shirt by thinkgeek.com



The Electronic Guitar Shirt

An amazing little toy from thinkgeek.com, this Shirt sounds like a stolen Strat. It's easy to play and the included amp goes up to 11. It plays all the Major chords and, therefore, all the "relative minor" chords. Without getting too technical, just know that a "relative minor" chord shares all the same notes as its Major chord.

The relative minor chord is always 4 frets below the major.

"Am" is the relative minor of "C" because "A" is 4 frets below "C." So if the song says to play an "Am," you play a "C." If the song says to play an "Em," you play a "G."

Since the Shirt doesn't play minor chords, we will substitute the relative Major chord and put it in parenthesis in the tab.

Good Luck

Happy Holidays

Have Fun

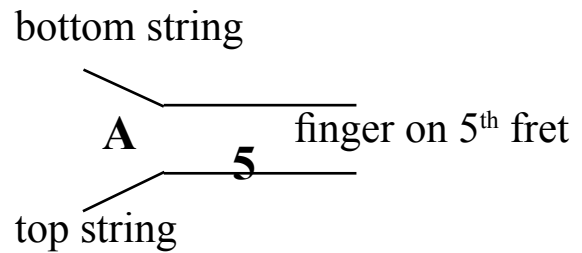
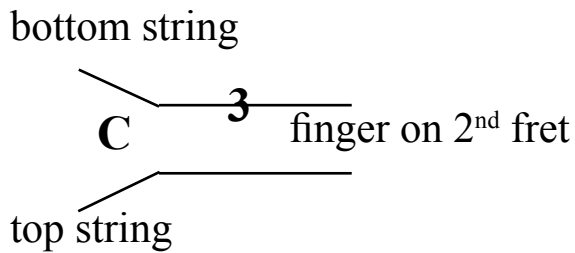
Stay Tuned

Dan Grigor

dangrigor.com

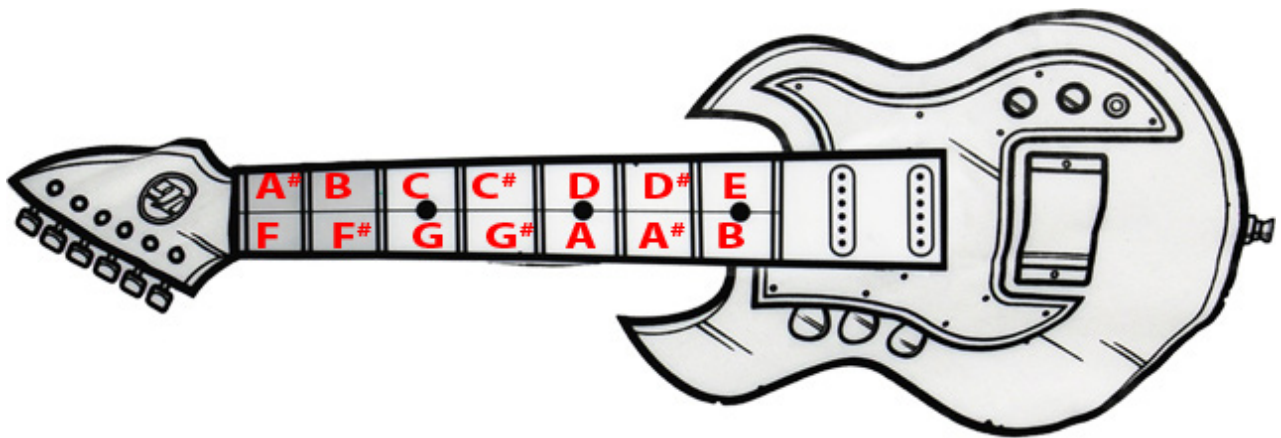
How to Use this Book

The Electronic Guitar Shirt has 2 “strings,” the top one and the bottom one. Each “fret” plays a Major chord. The “tab” shows where to place your finger for the chords of the songs. It is shown from the perspective of the player, so it appears upside down.



All the chords are shown below. Play it “open” (with no fingers) and it is a big ol’ E chord. Crank that lil amp up to 11 and hang it on your belt, or leave it in the hidden pocket of the shirt. When it is in the pocket you can get a little tremelo if you shake or wave the shirt.

Rock on with your Shirt on!



Get your own **Wearable Rock Guitar Shirt** at thinkgeek.com

Check dangrigror.com for more songbooks for the Shirt

Check out my review of the Shirt at barefootmusicnews.com

Rudolph the Red-Nosed Reindeer

C
Rudolph the red-nosed reindeer,

G7
Had a very shiny nose,

And if you ever saw it,

C
You would even say it glows.

C
All of the other reindeer,

G7
Used to laugh and call him names,

They never let poor Rudolph,

C C7
Join in any reindeer games.

F C Dm(F) G7 C
Then one foggy Christmas Eve, Santa came to say,

G D7
“Rudolph with your nose so bright,

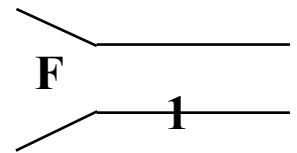
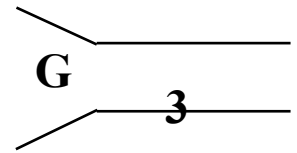
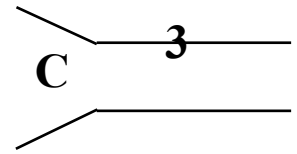
G7
won’t you guide my sleigh tonight?”

C
Then how the reindeer loved him,

G7
As they shouted out with glee,

“Rudolph the red-nosed reindeer,

C
You’ll go down in history.”



Notes:

For the Dm chord, play the relative major chord F

For the 7th chords play the Major of the same name.

Joy to the World

C Dm C G C

Joy to the world! The Lord is come;

F G C

Let earth receive her King.

C

Let every heart prepare Him room,

C

And heav'n and nature sing,

G

And heav'n and nature sing,

C F C Dm C G7 C

And heav'n and heav'n and nature sing.

Additional Verses:

Joy to the world! The Savior reigns;

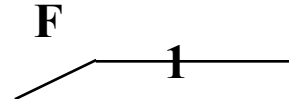

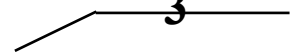
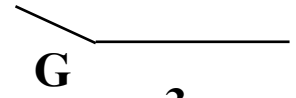

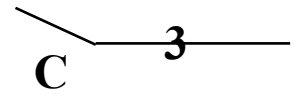
Let men their songs employ.

While fields and floods, rocks, hills and plains

Repeat the sounding joy,

Repeat the sounding joy,

Repeat, repeat the sounding joy.



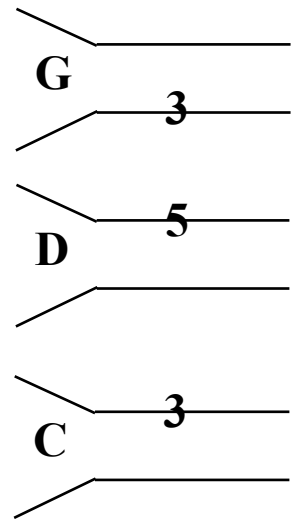
Notes:

For the Dm chord, play the relative major chord F

For the 7th chords play the Major of the same name.

O Come All Ye Faithful (chorus)

G
O come, let us adore Him;
G D G C G D
O come, let us adore Him;
G Am(C) G D D G C
O come, let us adore Him,
G D7 G
Christ the Lord!



The First Noel

G D C G
The first Noel the angel did say,
C Bm(D) C D G
Was to certain poor shepherds in fields as they lay;
G D C G
In fields where they lay keeping their sheep
C Bm(D) C D G
On a cold winters night that was so deep

Chorus:

G Bm(D) C G D
Noel, Noel, Noel, Noel
C Bm(D) C D G
Born is the King of Is-rael.

The first Noel the angel did say,
Was to certain poor shepherds in fields as they lay;
In fields where they lay keeping their sheep
On a cold winters night that was so deep

Notes:

For the Am chord, play
the relative major chord C

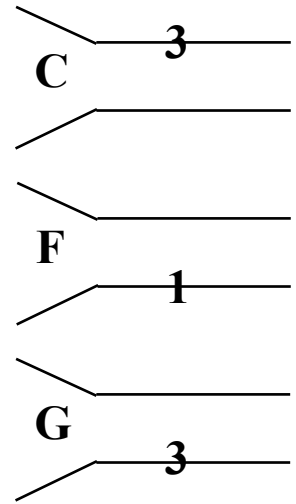
For the Bm chord, play
the relative major chord D

For the 7th chord play the
Major of the same name.

Frosty the Snow Man

C
Frosty the Snow Man
F C
was a jolly happy soul
F C
With a corn-cob pipe and a button nose
F G7
and two eyes made out of coal.

Frosty the Snow Man
is a fairy tale they say
He was made of snow but the children know
how he came to life one day.



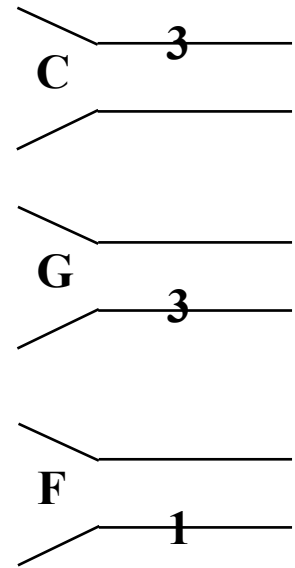
Notes:

For the 7th chord play the Major of the same name.

Here Comes Santa Claus

C
Here comes Santa Claus,
C
Here comes Santa Claus,
G7
Right down Santa Claus Lane.
G7
Vixen and Blitzen and all his reindeer
C
are pulling on the rein.
F Em(G)
Bells are ringing, children singing
G7 C
All is merry and bright.
F C
Hang your stockings and say your pray'rs,
G7 C
'Cause Santa Claus comes tonight.

Here comes Santa Claus,
Here comes Santa Claus,
Right down Santa Claus Lane.
He's got a bag that is filled with toys
for the boys and girls again.
Hear those sleigh bells jingle jangle,
What a beautiful sight.
Jump in bed, cover up your head,
'Cause Santa Claus comes tonight



Notes:

For the Em chord, play the relative major chord G

For the 7th chord play the Major of the same name.

Jingle Bells

C
Dashing through the snow,

F
in a one-horse open sleigh,

G7

O'er the fields we go,

C
laughing all the way,

C
Bells on bobtails ring,

F
making spirits bright,

G7

What fun it is to ride and sing

C
a sleighing song tonight, oh

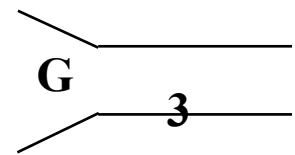
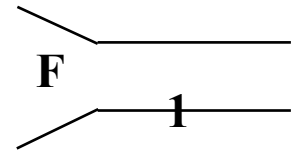
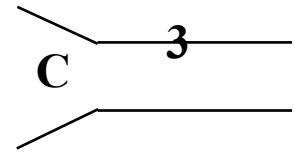
Chorus:

C C7
Jingle bells, jingle bells, jingle all the way,

F C D7 G7
Oh what fun it is to ride in a one-horse open sleigh, hey,

C C7
Jingle bells, jingle bells, jingle all the way,

F C G7 C
Oh what fun it is to ride in a one-horse open sleigh.



Notes:

For the 7th chord play the Major of the same name.

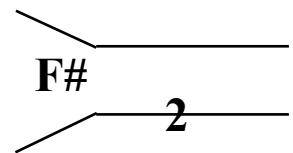
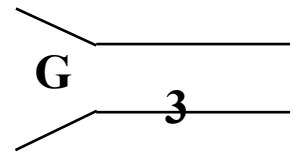
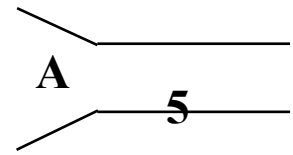

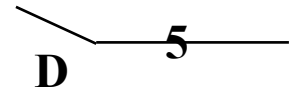
Auld Lang Syne

D A7
Should auld acquaintance be forgot

D G
And never brought to mind

D A7
Should auld acquaintance be forgot
F#7 Bm(D) Em(G) A7 D
And days of auld lang syne

For auld lang syne, my dear,
For auld lang syne,
We'll take a cup o' kindness yet
And days of auld lang syne



Notes:

For the Bm chord, play the relative major chord D

For the Em chord, play the relative major chord G

For the 7th chord play the Major of the same name.